



Lowerhouse Junior School Forest School Overview Sheet







Summer 1 - Year 3



Aims: This Year 3 Forest School unit helps children explore plants, nature and outdoor skills in a simple, hands-on way. Through planting, leaf rubbings, art from natural materials and learning how willow can be used safely, pupils build a clear understanding of how plants grow and change. They also begin to think about biomes by looking closely at our own forest school environment and creating small versions of their own. Alongside this, children develop teamwork and trust through group challenges and learn to manage risk responsibly during activities such as pruning and fire lighting. By the end of the unit, they will feel more confident outdoors and more aware of how to care for the natural world.

Curriculum Links:

-  Science- Plants
-  Geography- Earths biomes/ how are they created?
-  Art- Biomes, create a woodland using digital media
-  PE- Trust and trails

Overview:

Lesson 1: We will focus on plants and the stages of their growth. We will do some planting around the forest school area, and also some leaf rubbings using paper, clipboards and crayons to sketch the image of a leaf onto our pages and identify the parts of the leaf and how this relates to a larger plant.

Lesson 2: Looking again at plants, we can observe their life cycle and use them at a vibrant state of the life cycle to make art. We will learn not to take from nature in abundance but to respect nature to make something beautiful.

Lesson 3: To further our inspection of plants, we will observe the versatility of the willow tree. We will prune the willow using secateurs and use the bendy branches to make shapes. This requires some safety caution as willow can whip- so we can bring in how to manage our safety regarding this.

Lesson 4: In this session we will move on to looking at biomes, regions of the earth with unique climates, flora and fauna. Things that grow in a biome are perfectly suited to the weather. We will observe our forest school 'biome' and consider building our own in some containers. The children will think about creating their own miniature biome in a container.

Lesson 5: Thinking about trust and trails, we will do a 'teddy bear scavenger hunt' in groups. The group will find the teddy bear and come back to me having remembered the name of the teddy they found. Building trust within their group and exploring the trails at forest school.

Lesson 6: During this last session we will be doing fire lighting and having smore's (marshmallows in chocolate digestives). The children will have a chance to use a ferrocerium rod (striker) to light a piece of cotton wool on fire. They will build upon managing their safety around a 'risky' task and consider where and when it is safe to have a fire.